




**BELL PUSH**  
Start/Stop push button  
For internal use



**2 CORE WIRE CABLE**



**COMMAND 105**  
Interior push button c/w 7m system cable

**Functions:**  
Open / Stop / Close




**COMMAND 116**  
Interior push button c/w 7m system cable

**Functions:**  
Open / Close



**COMMAND 117**  
Interior push button c/w 7m system cable

**Functions:**  
Open / Stop / Close



**COMMAND 131**  
Two channel interior wireless push button

868MHz & 433Mhz



**COMMAND 222**  
Up to 3 channel external (IP65) remote digital coder

**Functions:**  
Light On / Off  
Open / Close with pin code  
Light function for external light  
868MHz



**COMMAND 231**  
Up to 3 channel interior remote digital coder

**Functions:**  
Light On / Off  
Open / Close with pin code  
Light function for external light  
868MHz & 433MHz



**KEY LOCK**  
For Command 231



**COMMAND 311**  
Recess mounted key switch  
c/w 2m system cable & two keys

**Functions:**  
Open / Close



**COMMAND 411**  
Surface mounted key switch  
c/w 2m system cable & two keys

**Functions:**  
Open / Close



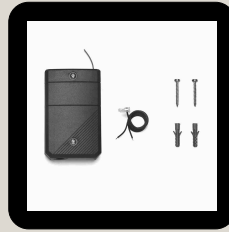
**COMMAND 613**  
Lockable external (IP65) push button  
c/w 7.5m system cable & two keys

**Functions:**  
Open / Stop / Close



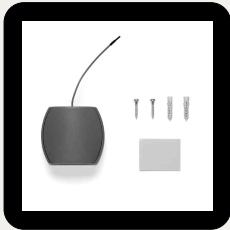
**DIGITAL 339**  
Single channel universal receiver

Available to suit:  
868 MHz  
433 MHz



**DIGITAL 340**  
Single channel universal receiver  
For external use (IP65)

Available to suit:  
868 MHz




**DIGITAL 343**  
Two channel universal receiver

Available to suit:  
868 MHz  
433 MHz




**DIGITAL 344**  
Two channel universal receiver  
For external use (IP65)

Available to suit:  
868 MHz  
433 MHz



**DIGITAL 351**  
Three channel universal receiver

Available to suit:  
868 MHz



**DIGITAL 352**  
Three channel universal receiver  
For external use (IP65)

Available to suit:  
868 MHz



## OTHER LINK CONTROLS CATALOGUES AVAILABLE

Tubular Motors

Roller Shutter Door Operators

Sectional Door Operators

Sliding / Folding Door Operators

Fire Door Operators

Hazardous Area Equipment

Rapid Roll Door Operators

Gates & Barriers



**DIGITAL 321**  
Single channel micro transmitter

Available to suit:  
868 MHz



**RT21**  
Two channel transmitter

Available to suit:  
868 MHz



**DIGITAL 302**  
Two channel transmitter

Available to suit:  
868 MHz  
433 MHz




**DIGITAL 313**  
Three channel micro transmitter

Available to suit:  
868 MHz  
433 MHz



**DIGITAL 304**  
Four channel transmitter

Available to suit:  
868 MHz  
433 MHz



**WALL SUPPORT**  
Transmitter mounting bracket

To suit:  
Digital 302  
Digital 304



**DIGITAL 323**  
Three channel transmitter  
Cigarette lighter connection

Available to suit:  
868 MHz  
433 MHz



**DIGITAL 343 UPGRADE KIT**  
Two channel receiver  
c/w Digital 304 transmitter

Available to suit:  
868 MHz &  
433 MHz



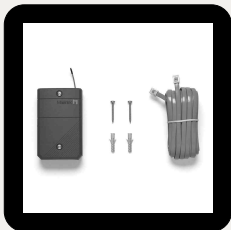
**DIGITAL 371**  
Impulse plug socket receiver  
Allows operation of non-Marantec  
Equipment with Marantec transmitters

Available to suit:  
868 MHz &  
433 MHz



**DIGITAL 371 UPGRADE KIT**  
Impulse plug socket receiver  
c/w Digital 304 transmitter

Available to suit:  
868 MHz & 433 MHz



**DIGITAL 173**  
Module aerial  
For external use (IP65)


Available to suit:  
868 MHz



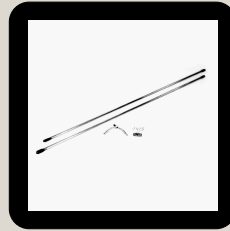
**DIGITAL 178**  
Retrofit outer aerial  
For improved signal range

Available to suit:  
868 MHz






**SPECIAL 102**  
Adapter arm  
For canopy doors



**SPECIAL 103**  
Fitting for side hinged double doors



**SPECIAL 104**  
Adapter arm  
For up & over and sectional doors  
(to suit non-standard installation applications)



**SPECIAL 105**  
Adapter arm  
For sliding doors




**SPECIAL 111**  
Adapter bracket  
To connect to sectional doors  
when the section heights are  
between 300mm & 531mm



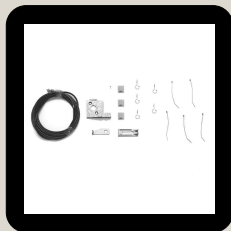
**SPECIAL 201**  
Bullet lock de-latching kit  
Side locks



**SPECIAL 202**  
Bullet lock de-latching kit  
Floor locks



**SPECIAL 301**  
External manual release  
For canopy and up & over doors



**SPECIAL 302**  
External manual release  
To suit Hörmann sectional doors




**SPECIAL 304**  
External manual release  
For sectional doors up to 1.7m & 2.5m




**SPECIAL 311**  
External manual release  
For up & over doors




**SPECIAL 312**  
External manual release  
For Novoferm sectional doors



**SPECIAL 607**  
One-way photocells  
For internal use  
c/w 10m 2 wire cable  
  
Range of 8m



**SPECIAL 608**  
One-way photocells  
For external use (IP65)  
c/w 20m 2 wire cable  
  
Range of 8m



**SPECIAL 613-2**  
Reflective photocells  
For external use (IP65)  
c/w 10m 2 wire cable  
  
Range of 8m



**SPECIAL 630**  
One-way mini photocells  
For external use (IP65)  
c/w 10m 2 wire cable  
  
Range of 8m




**SYSTEM PLUG CONNECTION**  
For parallel connections



**Retrofit Signal Light Relay**  
  
**Functions available:**  
Signal light  
Door position indicator  
Error light  
Auto lock release & push open security



**MAX LIGHT**  
Double set of additional lighting  
For garage door operators



**RELAY RETROFIT KIT**  
Internal relay for domestic use  
For use with alarm, lighting etc  
  
**Functions: -**  
Open / Close / Lights

