


# EURODRIVE 120 Non-Manual Override

- 230V 50Hz Single phase motor.
- Supplied complete with limit adjuster tool.
- Silent running on operation.
- Without manual override.
- Tube adaptors from 70mm Oct. to 4"9swg.
- 35mm offset (including mounting bracket).





This motor comes complete with one set of adaptors and the following accessory:




Technical Data	Torque	Power	Current	Voltage	RPM	Lifting Capacity
120 W/O	120 Nm	450 W	2.0 A	230V 50Hz	12/min	180kg Ø 100mm

# EURODRIVE 120 Through Drive Override

- 230V 50Hz Single phase motor.
- Supplied complete with limit adjuster tool.
- Silent running on operation.
- Through drive override.
- Tube adaptors from 70mm Oct. to 4"9swg.
- Specifically designed to suit continental shutters.
- From 29mm offset (including mounting bracket).



This motor comes complete with one set of adaptors and the following accessories:



Technical Data	Torque	Power	Current	Voltage	RPM	Lifting Capacity
120 M/O	120 Nm	450 W	2.0 A	230V 50Hz	12/min	180kg Ø 100mm